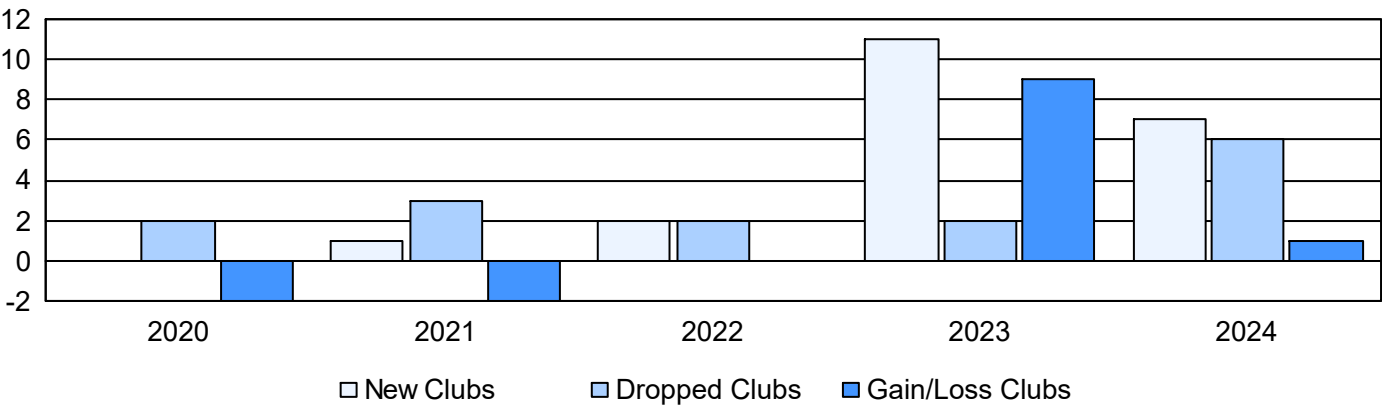
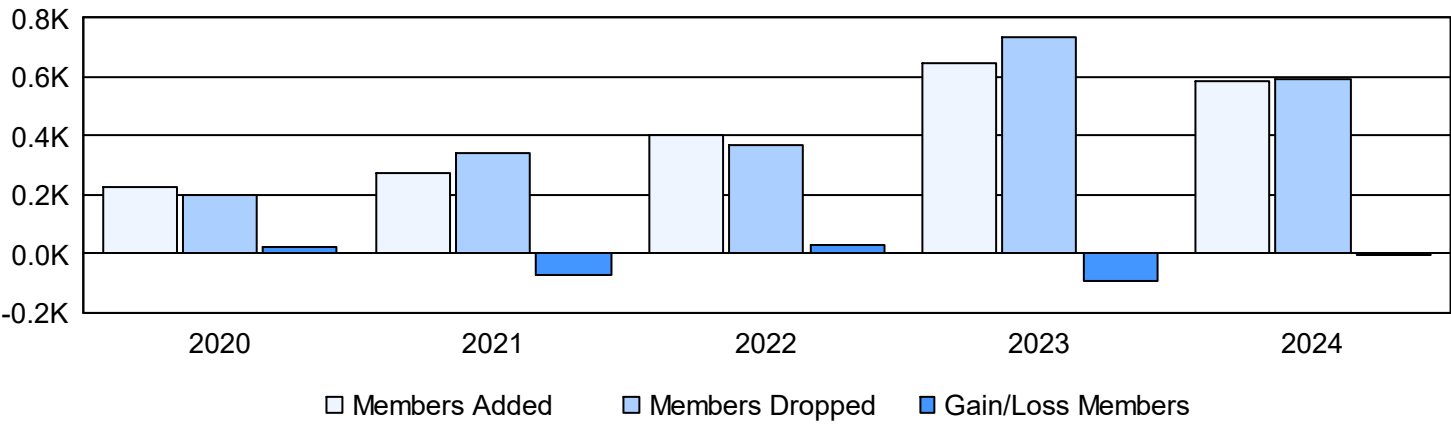


Year	New Clubs	Dropped Clubs	Gain/ Loss Clubs	New Members	Charter Members	Reinstate Members	Transfer Members	Total Member Added	Total Members Dropped	Gain/ Loss Members
2019-2020	0	2	-2	199	4	18	2	223	202	21
2020-2021	1	3	-2	202	26	43	1	272	341	-69
2021-2022	2	2	0	272	83	42	4	401	372	29
2022-2023	11	2	9	220	268	152	8	648	738	-90
2023-2024	7	6	1	282	196	98	10	586	592	-6
Average	4	3	1	235	115	71	5	426	449	-23

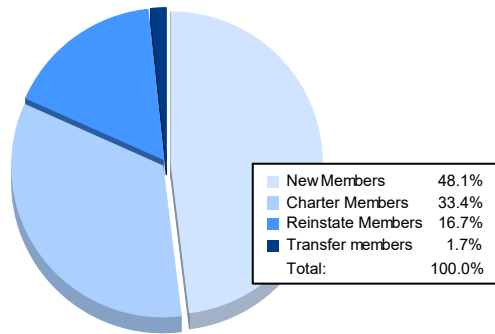
Clubs



Members



### Membership Composition June 2024 Cumulative



### Gender Composition June 2024 Cumulative

